


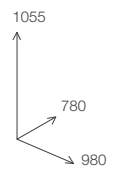




-  Double speed motorfan
-  Side-hinged door with hermetic closure
-  Direct steam injection



G|PRO 10 DIGITAL

Max 10 trays 600 x 400 mm

Distance between trays 80 mm
2 trays included
3 motors with reverse system
Temperature 0-280 °C

Digital timer 0-10 h
2 water drop trays
Cooling fan in the electronics area
Powered steam chimney vent
20 programs (6 cycles each program)

Electric power	14.000 W
Voltage	400 V ~ 3N ⚡
Frequency	50/60 Hz
Weight	118 kg
Dimensions (W x D x H)	980 x 780 x 1055 mm
Wheelbase feet (W x D)	800 x 545 mm

MADE IN
ITALY